



May 2017

RAPID INTEGRATED ASSESSMENT OF ZAMBIA SEVENTH NATIONAL DEVELOPMENT PLAN (2017-21) – VOLUME 1



TABLE OF CONTENTS

INTRODUCTION	2
ALIGNMENT OF NATIONAL DEVELOPMENT PLAN TO SDGs	3
OVERALL ANALYSIS	3
SDG ANALYSIS BY 7NDP PILLARS	6
PILLAR 1: ECONOMIC DIVERSIFICATION AND JOB CREATION	6
Key Gaps/Observations	6
Proposed Key Performance Indicators	7
PILLAR 2: POVERTY AND VULNERABILITY REDUCTION	8
Key Gaps/Observations	8
Proposed Key Performance Indicators	9
PILLAR 3: REDUCING DEVELOPMENTAL INEQUALITIES	9
Key Gaps/Observations	10
Proposed Key Performance Indicators	10
PILLAR 4: ENHANCING HUMAN DEVELOPMENT	11
Key Gaps/Observations	11
Proposed Key Performance Indicators	11
PILLAR 5: CREATING A CONDUCIVE GOVERNANCE ENVIRONMENT FOR A DIVERSIFIED ECONOMY	12
Key Gaps/Observations	13
Proposed Key Performance Indicators	13



INTRODUCTION

The Government of the Republic of Zambia through the Ministry of National Development Planning requested support from UN Zambia to assess the level of alignment of the Seventh National Development Plan (2017-2021) Volume 1. The analysis report is meant to inform the development of Volume 2 – the 7NDP Implementation Plan.

The development of the national planning documents vis-a- vis the National Vision, medium term development plans and subsequent implementation plans and frameworks has highlighted strengths and constraints in the development planning process. In this view and as aligned to the SDG principles, the formulation of the Seventh National Development Plan (7NDP) called for a paradigm shift in its design using the ‘Integrated Development Approach’. This approach is premised on the principle of ‘leaving no-one behind’.

The Integrated Development Approach emphasises on;

1. Shift from sectoral approach to integrated development approach – identifying national strategic programmes which all sectors can focus on
2. Multi-sectoral strategies responding to national development objectives
3. Promoting mutually supporting activities in different sectors – aim is to set in motion series of mutually supporting activities in different sectors with a common objective
4. Unique-national priorities to be implemented – limited number of unique national priority programmes to be implemented based on country’s resource endowments and comparative advantages to be zoned across provinces.

The Seventh National Development Plan has 5 pillars;

1. Economic Diversification and Job Creation
2. Poverty and Vulnerability Reduction
3. Enhancing Human Development
4. Reducing Developmental Inequalities
5. Creating A Conducive Governance Environment for a Diversified and Inclusive Economy

Each Pillar has development outcome(s) with specific strategies and key programmes as building blocks towards achievement of the development outcome. The Volume 2 of the 7NDP will articulate the key activities with indicators, targets, budgets and timeline for each programme. The Rapid Integrated Assessment of the Volume 1 was undertaken jointly with UN and Government to establish the SDG alignment to the plan. This assessment provides an indicative overview of a country’s level of alignment with the 2030 Agenda through a gap analysis of SDG targets that are not prioritised in the Volume 1 of the 7NDP. It also identifies inter-linkages across targets, including targets that are prioritised by multiple development outcomes, and clusters where actions will impact multiple SDGs.



ALIGNMENT OF NATIONAL DEVELOPMENT PLAN TO SDGS

Methodology

The analysis was based on the two templates for the Rapid Integrated Assessment tool in the UNDG MAPS document (annexed – Template 1 and Template 2). The analysis focused on all the SDGs except for SDG 14 as this has been nationally agreed as an SDG that does not apply to Zambia.

Each SDG contains two types of targets: “issue” targets (identified with numbers), and means of implementation targets, identified with letters. Only the issue targets have been analyzed¹

OVERALL ANALYSIS

The analysis on alignment of the 7NDP to the SDGs focused on all the SDGs except SDG 14 and 17 with a total number of SDG targets of 100 of which;

- 15 Sustainable Development Goals are aligned to the 7NDP
- 100 SDG targets covered in the 7NDP
- 97 SDG targets addressing at least one development outcome
- 85 SDG targets addressing multiple development outcomes – multi-sectoral linkages
- 12 SDG targets addressing only one development outcome
- 3 SDG targets not prioritised by any development outcome

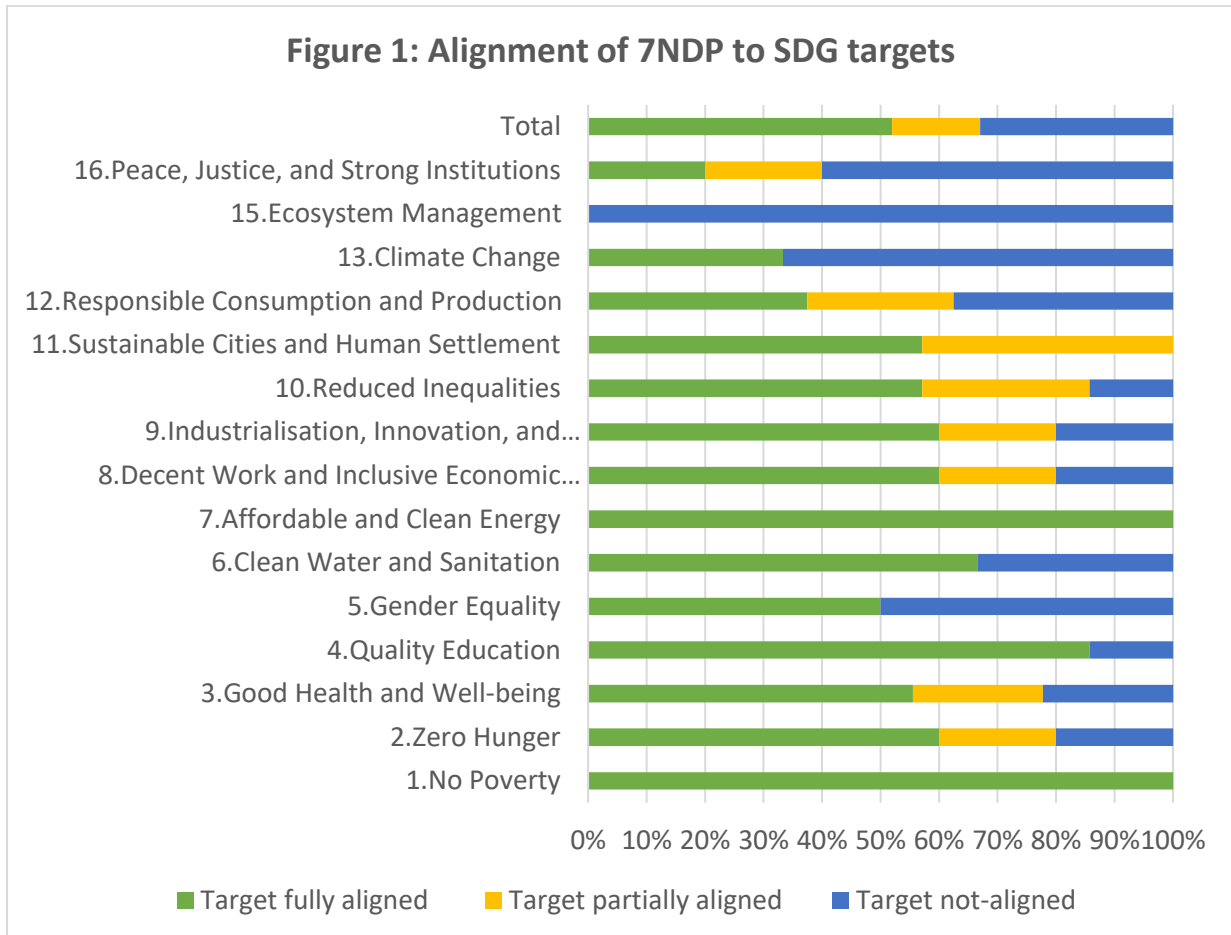
SDG targets and indicators were mapped against the 7NDP development outcomes/strategies and indicators under these categories;

- **Aligned:** There is a development outcome/strategy in the Volume 1- 7NDP document that corresponds to an SDG target, not only in text, but also in scope and ambition. It has defined indicators to measure its progress
- **Partially Aligned:** There is a development outcome/strategy in the Volume 1 – 7NDP document that corresponds to an SDG target, but not completely in either scope or ambition, or there are no indicators to measure its progress.
- **Not aligned:** There is a development outcome/strategy in the Volume 1 – 7NDP document that corresponds to an SDG target, but not completely in either scope or ambition, or there are no indicators to measure its progress.

¹ Out of 169 SDG targets, 126 are considered as issue targets, while 43 are considered as means of implementation targets. Although all targets in SDG 17 refer to means of implementation, in practice, and for the scope of the RIA analysis, they are considered as issue targets



The graphs below provide detailed information of the level of alignment of the 7NDP to the SDGs.

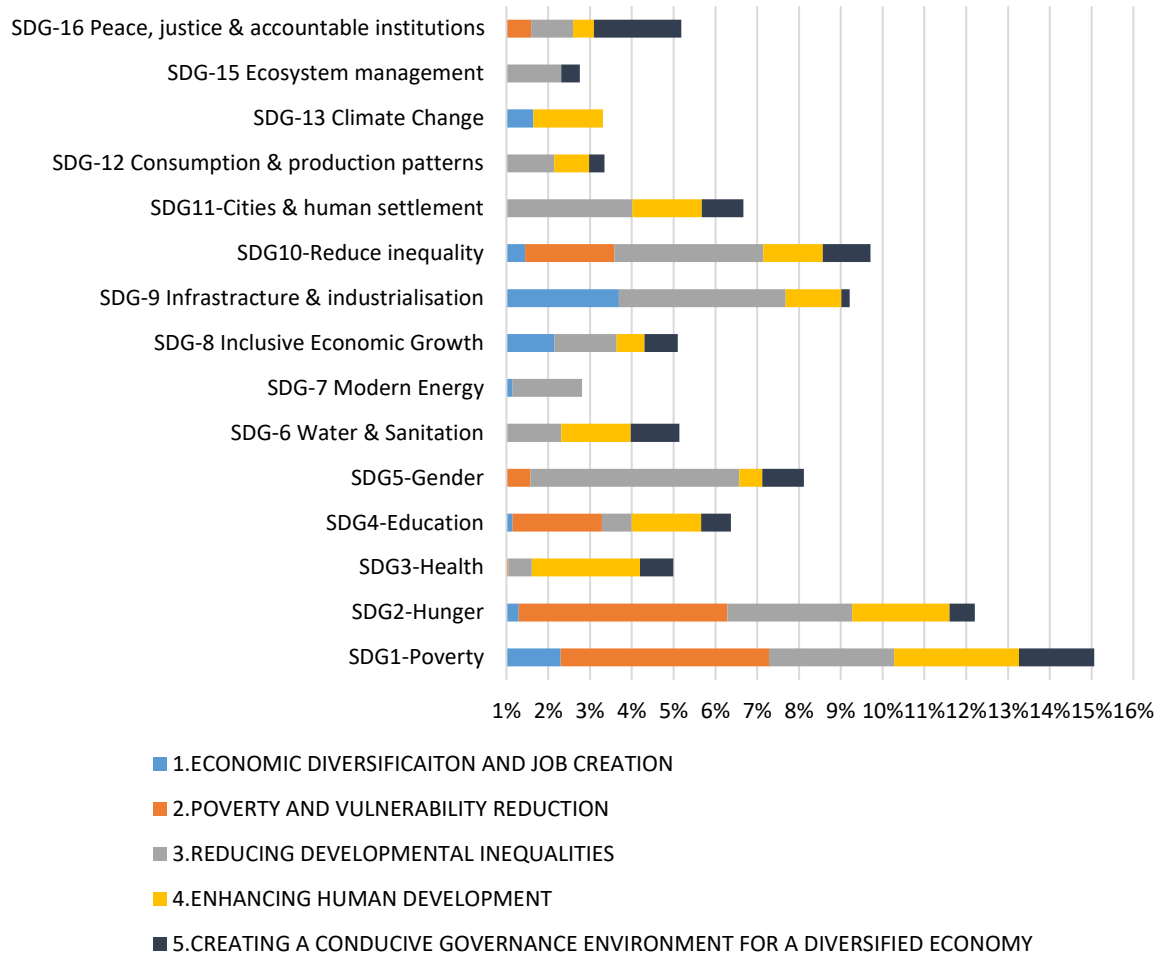


KEY HIGHLIGHTS

- **52 %** of SDG targets are **fully aligned** to 7NDP. There is a development outcome/strategy in the national planning document that corresponds to an SDG target, not only in text, but also in scope and ambition. It has defined indicators to measure its progress
- **33 %** of SDG targets are **not aligned** to the 7NDP. There is no equivalent development outcome/strategy in the national planning document to the SDG target in question.
- **15%** of SDG targets are **partially aligned** to the 7NDP. There is a development outcome/strategy in the national planning document that corresponds to an SDG target, but not completely in either scope or ambition, or there are no indicators to measure their progress.
- Most of the indicators are not diversified (disaggregated by e.g. by sex, rural/urban as appropriate)



Figure 2: SDG ALIGNMENT BY 7NDP PILLARS



KEY HIGHLIGHTS

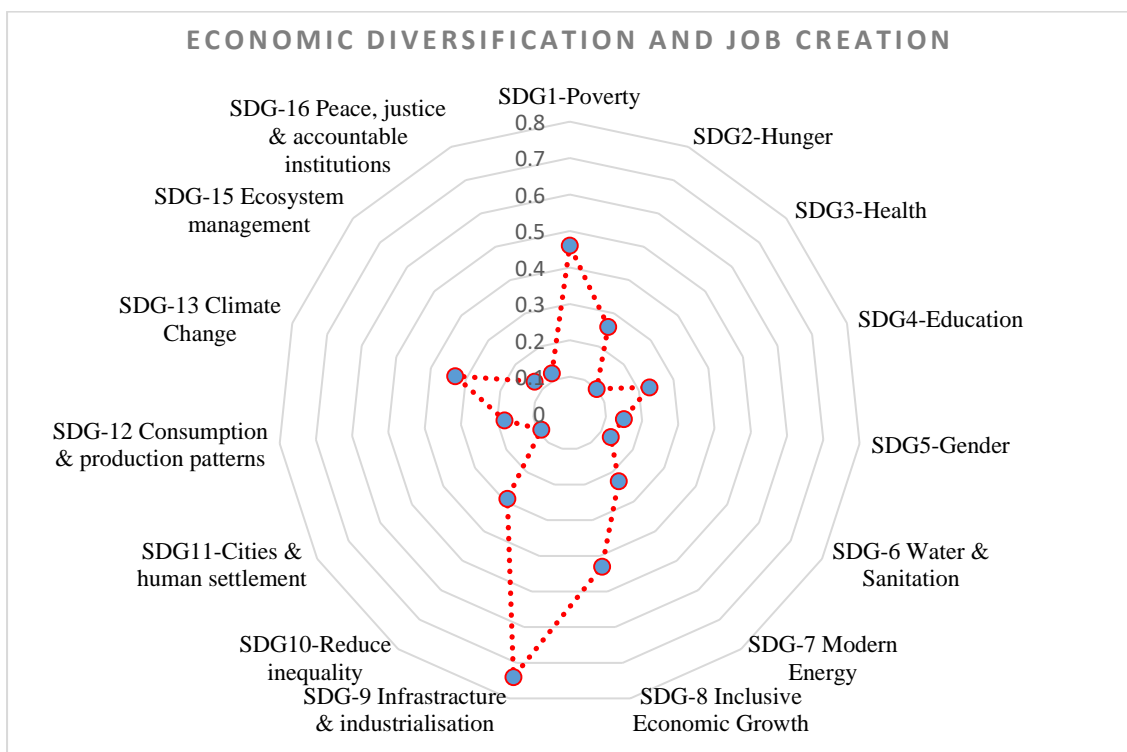
- SDG 1(Poverty), SDG 2(Hunger) and SDG 10 (Reducing inequalities) are well covered under all the 5 Pillars of the 7NDP
- Climate Change issues are covered under Pillar 1 and Pillar 4 of the 7NDP. There is need to have climate change mainstreamed in the other pillars as it is a cross-cutting issue.
- Migration as cross-cutting issue is relevant to all 17 goals of the SDGs, need as well to be mainstreamed in the others pillars.
- Gender mainstreaming is not well reflected across the pillars



SDG ANALYSIS BY 7NDP PILLARS

PILLAR 1: ECONOMIC DIVERSIFICATION AND JOB CREATION

Economic diversification and job creation is skewed towards SDG 9 on infrastructure and industrialisation. Diversification of the mining, agriculture and tourism sectors requires massive infrastructure development and investment. The plan recognises the role of small-scale mining and gemstone subsectors, agriculture and tourism for job creation, thus in a long run will create more jobs and raise incomes. This will subsequently contribute to reducing hunger, inequality and poverty while income earned from the sector will improve people’s access to health care, education, clean water and sanitation. Infrastructure development and industrialisation is key for Zambia’s attainment of the vision 2030 and growth must be inclusive and regionally balanced (SDG8) especially in addressing the needs of rural underserved communities and vulnerable groups.



Pillar 1: Key Gaps/Observations

- **Agriculture:** The plan does not explicitly mention programmes and corresponding indicators on maintaining the genetic diversity of seeds, cultivated plants and farmed and domesticated animals and their related wild species, including through soundly managed and diversified seed and plant banks, and ensure access to and fair and equitable sharing of benefits arising from the utilization of genetic resources and associated traditional knowledge. (SDG 2.5)



- **Occupational Health:** The plan mentions a programme on occupational health for the small scale mines only. This should also be extended to all the economic sectors to protect labour rights and promote safe and secure working environments for all workers, including migrant workers, women migrants, and those in precarious employment
- **Climate Change.** As the country diversifies and industrialise, it must consider the impact of industrial discharge on environment and climatic change. There is need to strengthen legal framework and strategies on environmental protection.
- **Child Labour:** Need clarity on the age regarding child labour if its 12 or 15. The indicators in Volume 1 refer to 12 years as cut-off age. Policies and programmes to combat child labour to be included in Volume 2
- **The role of migration** as a means of facilitating economic growth through investments or remittances and diaspora engagement in the economy to be reflected
- **Labour Migration:** Good to take into consideration the benefits, challenges and development potential of well managed migrant labour, including internally within Zambia, Zambians undertaking employment in other countries and migrant workers in Zambia. This can consider labour supply and demand, skills gaps, skills transfer (particularly in growth sectors). This also links to SDG 8, target 8 on protection of labour rights of all workers, including migrant workers

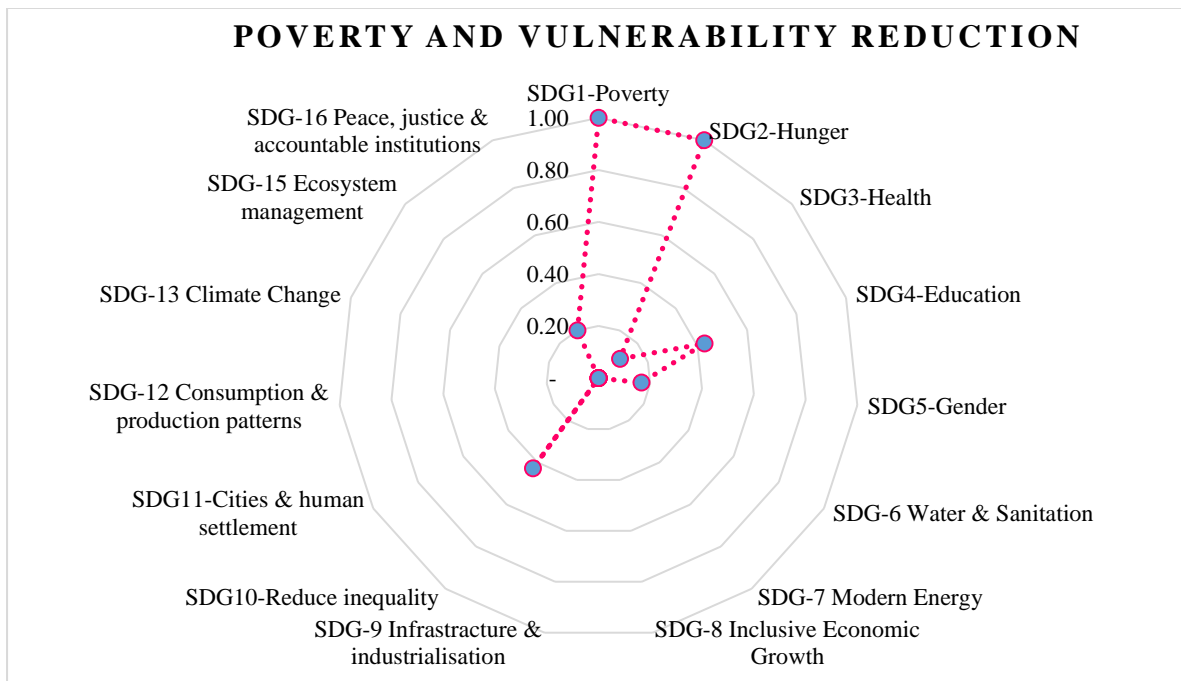
Proposed Key Performance Indicators

- GDP per employed person
- Proportion of households using energy efficient gargets.
- Annual Growth rate of real GDP per capital
- Proportion of youth (aged 15-24 years) not in education, employment or training
- Frequency rates of fatal and non-fatal occupational injuries, by sex and migrant status
- Proportion of adults (15 years and older) with an account at a bank or other financial institution or with a mobile-money-service provider
- Manufacturing value added as a proportion of GDP and per capita
- Research and development expenditure as a proportion of GDP; Researchers (in full-time equivalent) per million inhabitants
- Number of International economic and financial organisations to which Zambia is a member
- Percentage of HH with access to public transport
- Post-harvest losses as a percentage of total production
- Total expenditure (public and private) per capita spent on the preservation, protection and conservation of all cultural and natural heritage
- Extent of implementation of migration policies



PILLAR 2: POVERTY AND VULNERABILITY REDUCTION

The plan is well aligned to addressing poverty and hunger (SDG 1 and 2) while health and education have been addressed but not as compared to SDG 1 & 2. Poverty and hunger have a strong influence on inequality and SDG 10 is addressing aspects of developmental inequalities in the plan. Linking this Pillar with Pillar 1 on diversification and job creation, it can be argued that through provision of infrastructure, social services and strengthening of institutions and accountability, poverty and inequality is well addressed in the plan. It must be noted that diversification of agriculture should be accompanied by gender empowerment policies that address feminization of poverty. The assessment found that SDG 1, 2, 3, 4, 5 and 10 are aligned with the strategic development area 2. However, the results further show that SDG 6-9 and 11-15 are not aligned at all to this strategic development area. This means that those SDGs are not prioritised under this outcome.



Pillar 2: Key Gaps/Observations

- Volume 2 should define the criteria for the 'eligible households' for the social protection schemes
- Indicators to measure the programmes on out-grower schemes to be explored based on the specific interventions
- Specific interventions/programmes to improve access to energy for the small to medium scale enterprises to be explored
- There is need for programmes and corresponding indicators on sustainable food production systems and implementation of resilient agricultural practices that increase productivity and production, that help maintain ecosystems, that strengthen capacity for



adaptation to climate change, extreme weather, drought, flooding and other disasters and that progressively improve land and soil quality

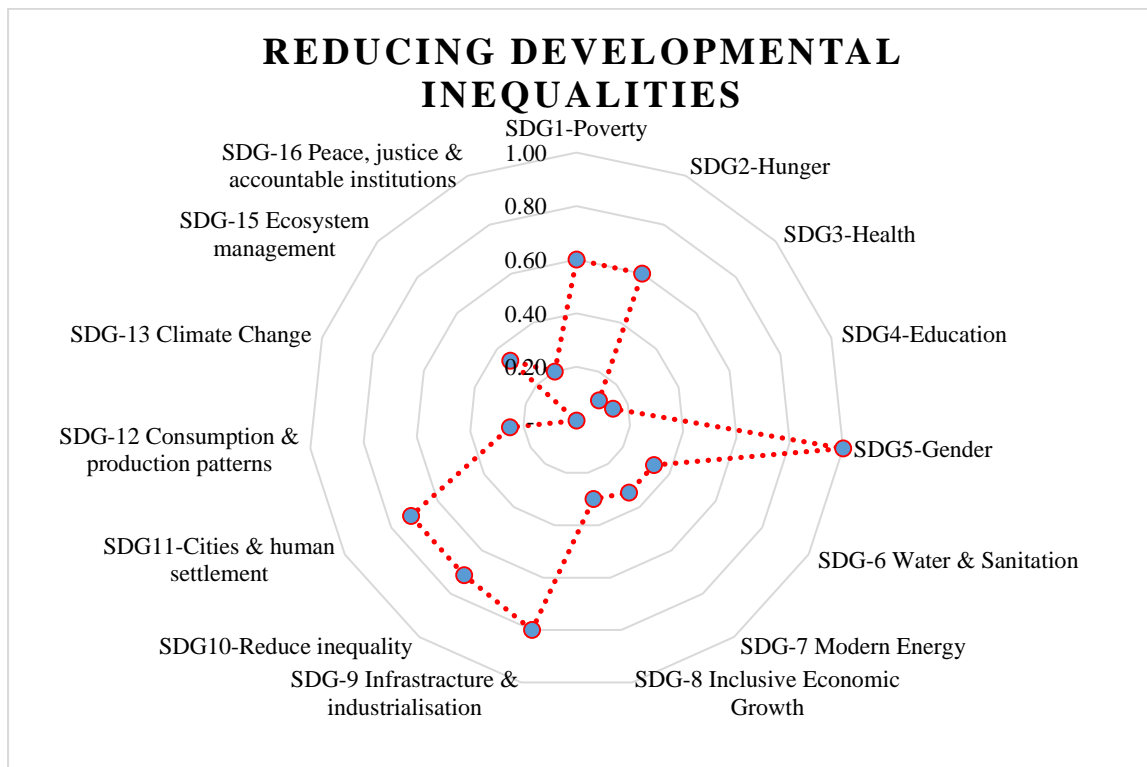
- Climate change mitigation and policies could be articulated under this Pillar as it has been lost in the mainstreaming across the development areas. Including the strengthening resilience and adaptive capacity to climate-related hazards and natural disasters

Proposed Key Performance Indicators

- Proportion of households with access to land
- Number of deaths, missing persons and persons affected by disaster per 100,000 people
- Proportion of land that is degraded over total land area

PILLAR 3: REDUCING DEVELOPMENTAL INEQUALITIES

Multiple SDGs that include on poverty and hunger, health, education, gender, water and sanitation, sustainable energy and inclusive growth are being addressed under this pillar. Gender is explicitly articulated as there is a specific strategy to reduce gender equality. While the assessment points to a good degree of alignment, climate change has not been addressed. In some regions development inequalities are attributed to climate change e.g., poor rainfall pattern coupled with low adaptive capacity climate change may increase vulnerability and inequality.





Pillar 3: Key Gaps/Observations

- While gender has been addressed in this pillar programmes to eliminate all forms of violence against all women and girls in the public and private spheres including ending child marriages are not reflected as key programmes in the Volume 1 7NDP These include more specifically;
 - Gender Based Violence
 - Child marriages
 - Unpaid work
- Indicators to measure progress on gender equality are not diversified
- Migration and mobility programmes as well as interventions to facilitate orderly, safe and regular and responsible migration (refugees, etc) could be included under this Pillar
- **Leaving no one behind.** Focussing on previously excluded, marginalised, key and vulnerable populations such as people with disabilities, sex workers, migrants and mobile populations, refugees etc

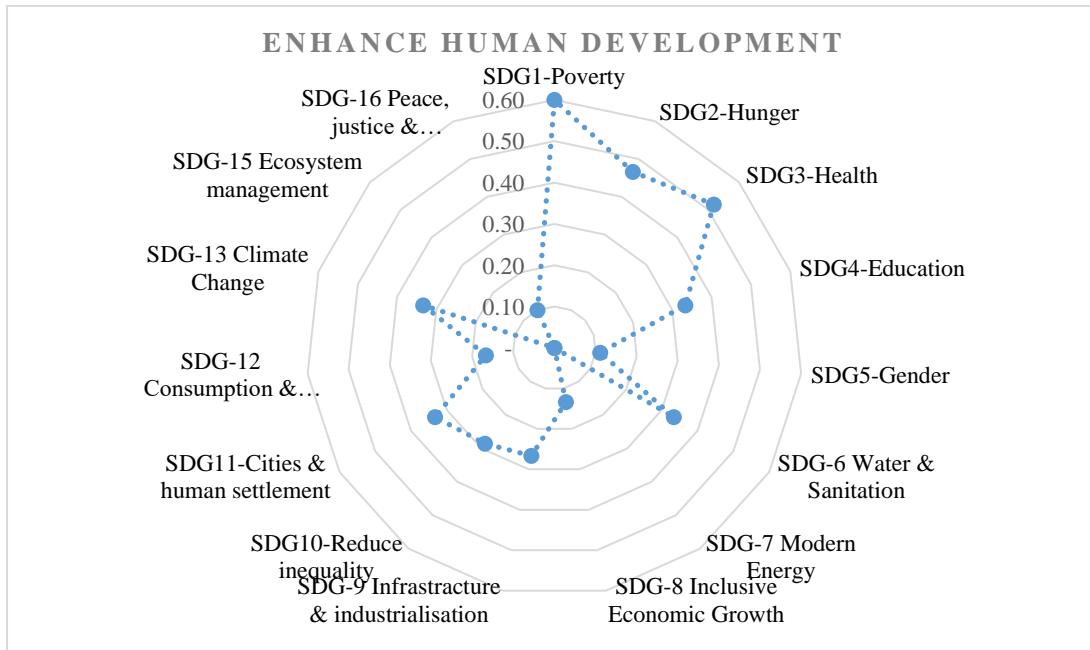
Proposed Key Performance Indicators

- Gender Inequality index
- Proportion of ever-partnered women and girls aged 15 years and older subjected to physical, sexual or psychological violence by a current or former intimate partner in the previous 12 months, by form of violence and by age
- Proportion of women aged 20-24 years who were married or in a union before age 15 and before age 18
- Proportion of women aged 15-49 years who make their own informed decisions regarding sexual relations, contraceptive use and reproductive health care
- Proportion of seats held by women in national parliaments and local governments
- Proportion of women in managerial positions
- Proportion of total agricultural population with ownership or secure rights over agricultural land, a) by sex; and (b) share of women among owners or rights-bearers of agricultural land, by type of tenure
- Percentage distribution of households within 1 KM of public transport
- Ratio of land consumption rate to population growth rate



PILLAR 4: ENHANCING HUMAN DEVELOPMENT

This Pillar is well aligned with the SDGs except SDG 7 (affordable and clean energy) and SDG 15 (ecosystem management). While we take note that SDG 5 has been considered under Pillar 3, there is need to have specific gender related strategies that are specific to this pillar. Climate change has been addressed in this pillar as it impacts on human development.



Pillar 4: Key Gaps/Observations

- **Non-Communicable Diseases(NCDs):** NCDs programmes are well-articulated in the plan.
- **Reproductive Health:** Maternal child health care and family planning promotion is a key programme in the plan but there are no indicators to measure progress
- **Sanitation:** Need for articulation of open defecation; wash facilities in institutions like schools and hospitals; gender/disability appropriate sanitation facilities in public institutions
- **Waste Management in Companies:** Encourage companies, especially large and transnational companies, to adopt sustainable practices and to integrate sustainability information into their reporting cycle. This includes waste management from medical facilities.

Proposed Key Performance Indicators

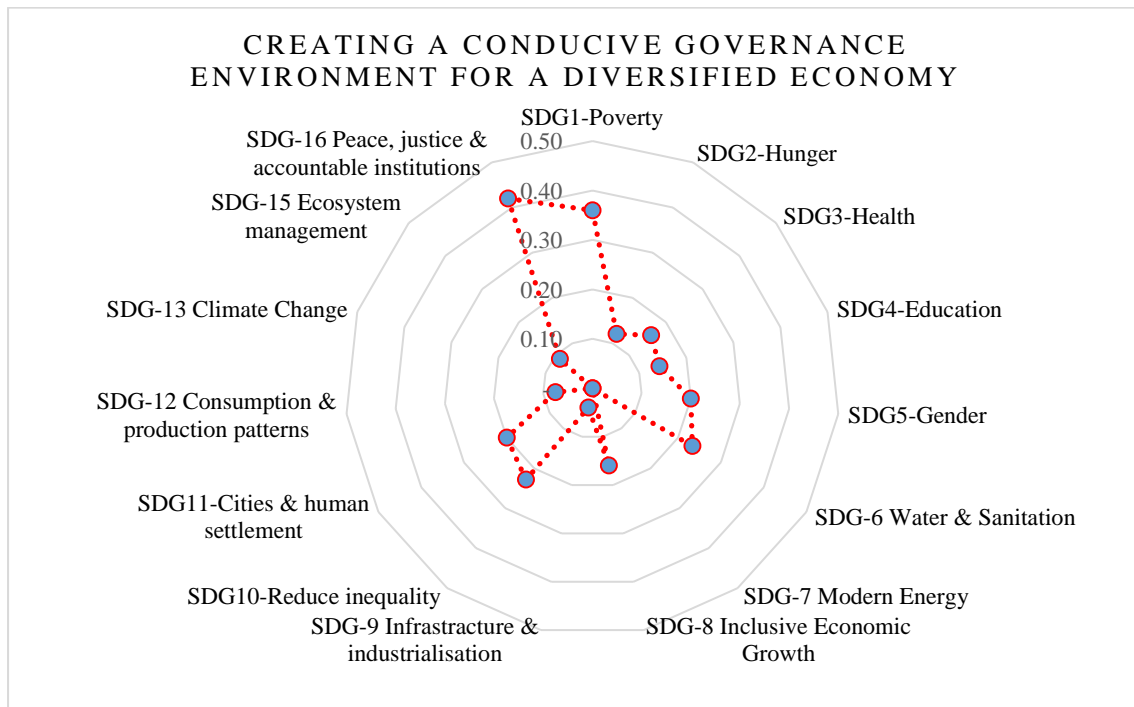
- Prevalence of stunting (height for age <-2 standard deviation from the median of the World Health Organization (WHO) Child Growth Standards) among children under 5 years of age
- Mortality rate attributed to unsafe water, unsafe sanitation and lack of hygiene (exposure to unsafe Water, Sanitation and Hygiene for All (WASH) services) (Cholera and typhoid)
- Proportion of wastewater safely treated



- Proportion of transboundary basin area with an operational arrangement for water co-operation.
- Degree of integrated water resources management implementation (0-100)
- Mortality rate attributed to cardiovascular disease, cancer, diabetes or chronic respiratory disease (NCDs)
- Death rate due to road traffic injuries
- Proportion of women of reproductive age (aged 15-49 years) who have their need for family planning satisfied with modern methods
- Adolescent birth rate (aged 10-14 years; aged 15-19 years) per 1,000 women in that age group
- National recycling rate, tons of material recycled
- Number of companies publishing sustainability reports

PILLAR 5: CREATING A CONDUCIVE GOVERNANCE ENVIRONMENT FOR A DIVERSIFIED ECONOMY

The 7NDP is skewed towards peace, justice and strong institutions (SGD 16). The plan also speaks to poverty, hunger, health, education, gender and water and sanitation. Economic growth, and infrastructure development are aligned to the pillar. This pillar calls for enhancement of human rights and provision of goods and services. However, SDG 7 (on modern energy) and SDG 13 (on climate change) have not been prioritised under this development area.





Pillar 5: Key Gaps/Observations

Key gaps are;

- Addressing human trafficking, irregular migration and the protection of migrants' rights
- Child labour
- Ending of abuse, exploitation, trafficking and all forms of violence against and torture of children
- Birth registration
- Access to justice, including focus on those currently experiencing barriers (i.e. leave no one behind)

Proposed Key Performance Indicators

- Proportion of the population reporting having personally felt discriminated against or harassed within the previous 12 months based on a ground of discrimination prohibited under international human rights law
- Proportion of victims of violence in the previous 12 months who reported their victimization to competent authorities or other officially recognized conflict resolution mechanisms
- Unsentenced detainees as a proportion of overall prison population
- Primary government expenditures as a proportion of original approved budget, by sector (or by budget codes or similar)
- Proportion of children under 5 years of age whose births have been registered with a civil authority, by age
- Proportion of persons who had at least one contact with a public official and who paid a bribe to a public official, or were asked for a bribe by those public officials, during the previous 12 months



ANNEX 1: TEMPLATE 1

Extract of Template 1

	SDG1-Poverty					SDG2-Hunger					SDG3-Health									SDG4-Education						
	1.1	1.2	1.3	1.4	1.5	2.1	2.2	2.3	2.4	2.5	3.1	3.2	3.3	3.4	3.5	3.6	3.7	3.8	3.9	4.1	4.2	4.3	4.4	4.5	4.6	4.7
STRATEGIC DEVELOPMENT AREAS 1: ECONOMIC DIVERSIFICATION AND JOB CREATION																										
Development Outcome 1.1: A diversified and export oriented agriculture sector																										
Development Outcome 1.2: Diversified and Export Oriented Mining Sector																										
Development outcome 1.3: Diversified Tourism Sector																										
Development Outcome 1.4: Energy Production and Distribution for Sustainable Development																										
Development Outcome 1.5: Improved Access to Domestic, Regional and International Markets																										
Improved transport systems and infrastructure1.6:																										
Development Outcome 1.7: Improved Water Resources Development and Management																										
Development Outcome 1.8: Enhanced Information and Communication Technology																										
Development Outcome 1.9: Enhanced Decent Jobs Opportunities in the Economy																										
0																										
Total count																										
STRATEGIC DEVELOPMENT AREAS 2: POVERTY AND VULNERABILITY REDUCTION																										
Development Outcome 2.1: Enhanced Welfare of the Poor and Vulnerable																										
Total count																										
STRATEGIC DEVELOPMENT AREAS 3: REDUCING DEVELOPMENTAL INEQUALITIES																										
Development Outcome 3.1: Reducing Inequalities																										
Total count																										
STRATEGIC DEVELOPMENT AREAS 4: ENHANCING HUMAN DEVELOPMENT																										
Development Outcome 4.1: Improved Health and Health related services																										
Development Outcome 4.2: Improved Education and Skills Development																										
Development Outcome 4.3: Improved Access to Water Supply and Sanitation																										
Total count																										
STRATEGIC DEVELOPMENT AREAS 5: CREATING A CONDUCIVE GOVERNANCE ENVIRONMENT FOR A DIVERSIFIED ECONOMY																										
Development Outcome 1: Improved Policy Environment																										
Development Outcome 2: Improved Transparency and Accountability																										
Development Outcome 3: An Inclusive and Democratic System of Governance																										
Development Outcome 4: Improved Service Delivery																										
Development Outcome 5: improved Rule of Law, Human Rights and Constitutionalism																										



ANNEX 2: TEMPLATE 2

Extract of Template 2

SDGs Goals/Targets	Thematic Area/Sector, as Identified in Key Government Planning Documents	National Development Plan Identify closest Goal/Target/Strategy presented in Document addressing the issues in the corresponding SDG Goal/Target	Identify National Indicators for the Specific Targets	Aligned?	Institution Responsible for Target implementation (line ministries)	Any relevant comment related to this priority target area in the National Development Plan?
Goal 1. End poverty in all its forms everywhere						
1.1 By 2030, eradicate extreme poverty for all people everywhere, currently measured as people living on less than \$1.25 a day	POVERTY AND VULNERABILITY REDUCTION	DEVELOPMENT OUTCOME 1: ENHANCED WELFARE AND LIVELIHOODS OF THE POOR AND VULNERABLE	2a Incidence of Poverty (%) 2b Incidence of Extreme Poverty (%) 2c Percent of households vulnerable to climate change and environmental degradation 2d Social protection expenditure per capita 2h Percent of vulnerable households that benefited from national assistance programs 2i Zambia's Multi-Dimensional Poverty Index	Yes	National development planning Ministry of Finance MCDSS Ministry of Gender Ministry of Agriculture Ministry of live stock and fishery MWSEP	disaggregation of indicators by sex and age
1.2 By 2030, reduce at least by half the proportion of men, women and children of all ages living in poverty in all its dimensions according to national definitions	POVERTY AND VULNERABILITY REDUCTION	DEVELOPMENT OUTCOME 1: ENHANCED WELFARE AND LIVELIHOODS OF THE POOR AND VULNERABLE	2a Incidence of Poverty (%) 2b Incidence of Extreme Poverty (%) 2c Percent of households vulnerable to climate change and environmental degradation 2d Social protection expenditure per capita 2h Percent of vulnerable households that benefited from national assistance programs 2i Zambia's Multi-Dimensional Poverty Index	Yes	National development planning Ministry of Finance MCDSS Ministry of Gender Ministry of Agriculture Ministry of live stock and fishery MWSEP	disaggregation of indicators by sex and age
1.3 Implement nationally appropriate social protection systems and measures for all, including floors, and by 2030 achieve substantial coverage of the poor and the vulnerable	POVERTY AND VULNERABILITY REDUCTION	DEVELOPMENT OUTCOME 1: ENHANCED WELFARE AND LIVELIHOODS OF THE POOR AND VULNERABLE	2c Percent of households vulnerable to climate change and environmental degradation 2d Social protection expenditure per capita 2h Percent of vulnerable households that benefited from national assistance programs	Yes	Community Development MCDSS Ministry of Finance	
		Outcome 1: Enhanced welfare of the poor and vulnerable groups	2.1.1 Number/percent of the eligible households on national social welfare assistance programs a) Total b) Rural c) Urban 2.1.2 Percent of vulnerable learners with access to government bursary support a) Total b) Female c) Male		Community Development MCDSS Ministry of Higher Education Ministry of General Education	
		Outcome 2: Improved livelihoods and empowered Population	2.2.3 Percent of eligible households benefiting from empowerment programs 2.2.5 Percentage of vulnerable population receiving agriculture support		Ministry of Community Development and Social Services Ministry of Agriculture	Eligibility criteria be specific to vulnerable
1.4 By 2030, ensure that all men and women, in particular the poor and the vulnerable, have equal rights to economic resources, as well as access to basic services, ownership and control over land and other forms of property, inheritance, natural resources, appropriate new technology and financial services, including microfinance	Reduced Poverty and Vulnerabilities	Outcome 2: Improved livelihoods and empowered Population	2.2.4 Percent of vulnerable population having access to market and production information Suggest to include proportion of household with land title	Yes	Ministry of Agriculture Ministry of Commerce and Trade	Suggest to include proportion of household with land title
		Outcome 2: Improved livelihoods and empowered Population	2.2.2 Percent of eligible individuals having access to micro credit		Ministry of Commerce and Trade	
	Reducing Development Inequalities	Outcome 1: Integrated Rural Development	3.1.1 Percent of households with access to electricity a) Total b) Rural c) Urban 3.1.7 Percent of households within 5 km of a health facility a) Total b) Rural c) Urban		Ministry of Energy Ministry of Health	